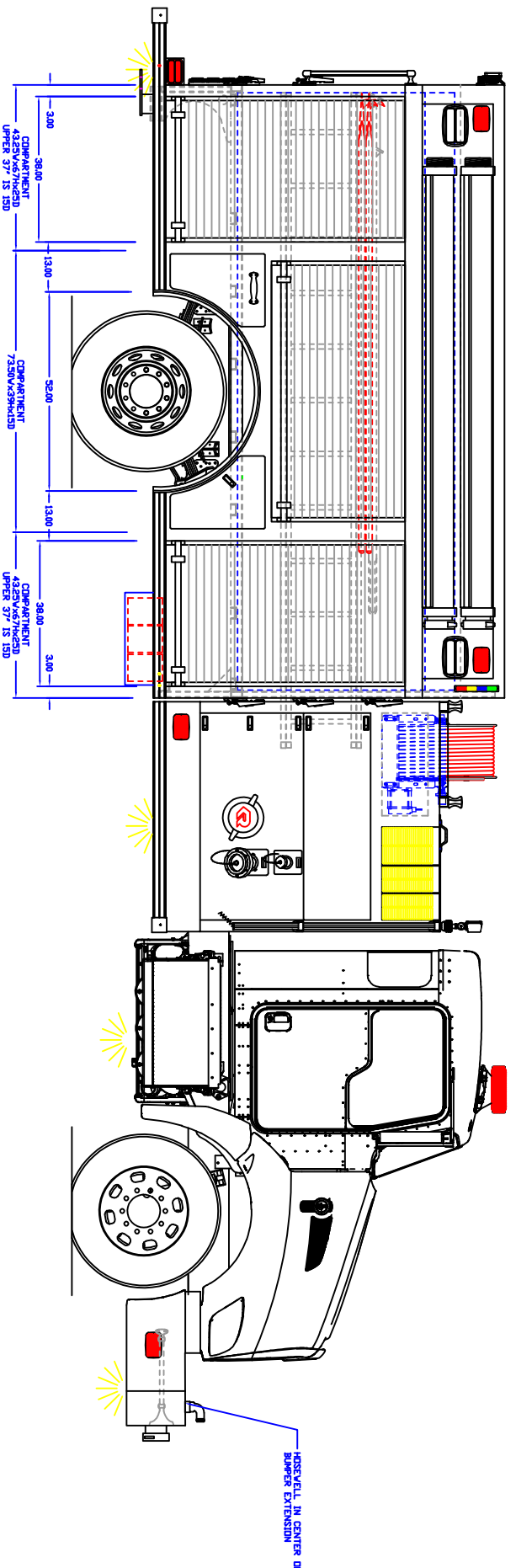
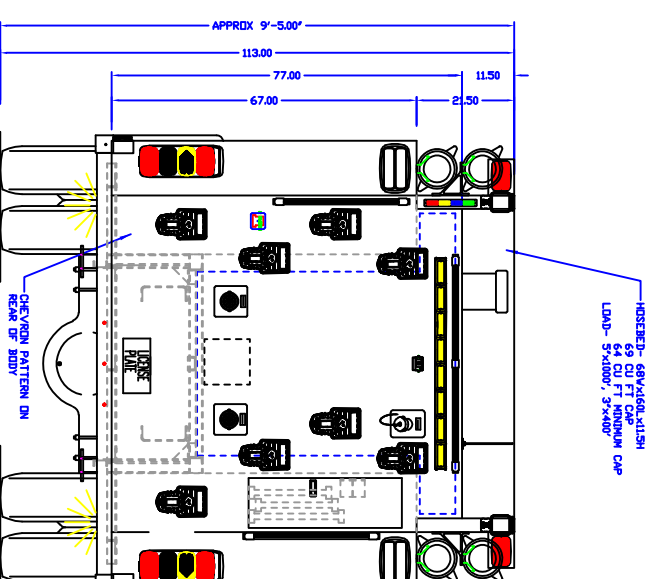
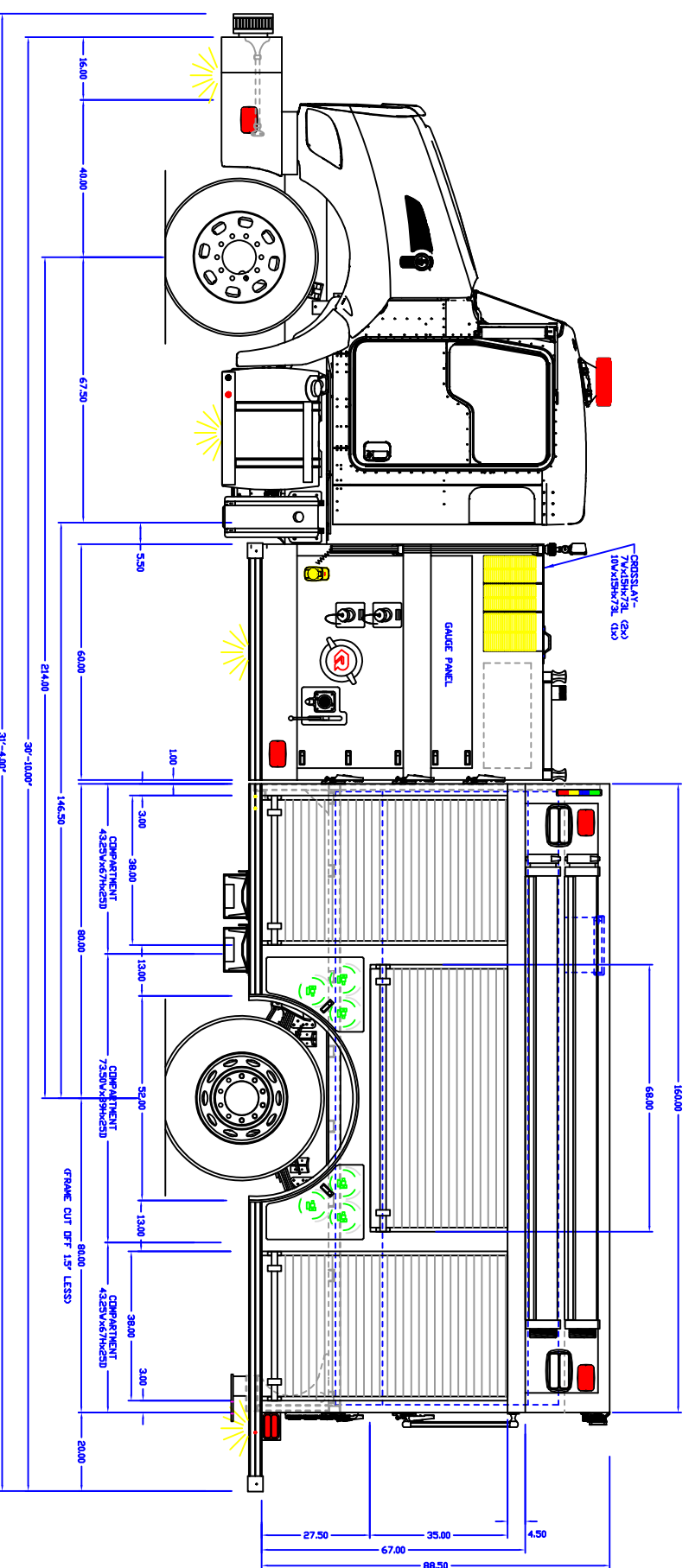


**PRODUCTION APPROVED**



- NOTES:
- OVERALL HEIGHT IS IN LOADED CONDITION. UNLOADED HEIGHTS MAY BE 4" ABOVE HEIGHTS SHOWN.
  - DO NOT SCALE DRAWING.
  - ALL DIMENSIONS ARE APPROXIMATE AND SUBJECT TO ENGINEERING CHANGES.
  - DRAWING MAY OR MAY NOT SHOW ALL ITEMS AS DESCRIBED IN THE WRITTEN DETAIL SPECIFICATIONS.
  - INCLUSION OF AN ITEM ON THE DRAWING DOES NOT CONSTITUTE INCLUSION OF THAT ITEM WITH THE FINAL DELIVERED UNIT.
  - THE EFFECTIVE DOOR OPENINGS WILL BE APPROX. 2" LESS THAN THE NOTED COMPARTMENT OPENING FOR ROLL UP DOORS AND UP TO APPROX. 4" LESS FOR HINGED DOORS

REVISED BY:	DATE:	10/19/22
REVISED BY:	DATE:	12/8/21
DRAWN:	DATE:	07-16-21

APPROVED BY:	
CHASSIS:	KENWORTH
PUMP:	WATEROUS 2000 GPM
TANK:	POLY/1500
PANEL MATL:	STAINLESS STEEL
COMP INTERIOR:	SPATTER PAINTED
MAXIMUM HEIGHT:	NONE
MAXIMUM LENGTH:	NONE
BODY WIDTH:	98"

PROPRIETARY AND CONFIDENTIAL INFORMATION CONTAINED IN THIS DRAWING IS THE SOLE PROPERTY OF ROSENBAUER. REPRODUCTION IN PART OR AS A WHOLE WITHOUT THE WRITTEN PERMISSION OF ROSENBAUER IS PROHIBITED.

**DADEVILLE FIRE**  
 DEPT., AL



ROSENBAUER FX 3/16"  
 dadville, al2 kw